



Stylish design screwless at sight

Extremely silent mechanics

Built-in LED light

High technological materials resistant to weather conditions

**SUN FAST:** Opening speed up to 40 cm/sec










## NIGHT LIGHT SYSTEM

Concept that combines the comfort of an automatic gate with the use of LED lighting to illuminate your entrance over night


- + **SAFETY** Ease the night vision
- + **COMFORT** Defines the driveway passage during the night
- + **SAVING** Allows lower power consumption



## MODELS

CODE	DESCRIPTION	PCS PALLET
  <b>SUN5024</b>	For sliding gates up to 500 kg, 24 Vdc motor, control unit 14A with slowdown and electric limit switch. Residential use	36
  <b>SUN8024</b>	For sliding gates up to 800 kg, 24 Vdc motor, control unit 14A with slowdown and electric limit switch. Intensive use	36
  <b>SUN12024</b>	For sliding gates up to 1200 kg, 24 Vdc motor, control unit 14A with slowdown and electric limit switch. Intensive use	36
  <b>SUN5024F</b> 	For sliding gates up to 500 kg, 24 Vdc fast motor, control unit 14A with slowdown and magnetic limit switch. Intensive use	36

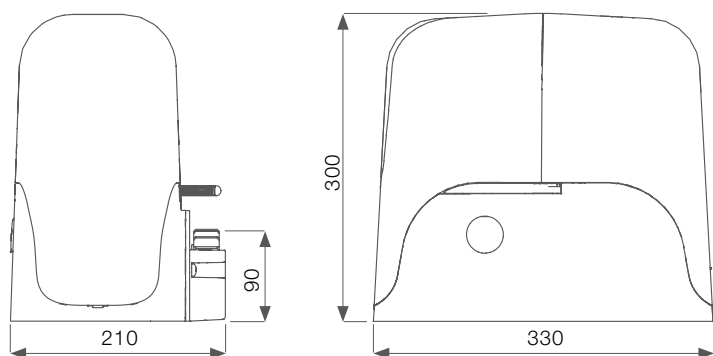
## TECHNICAL DATA

		SUN5024	SUN8024	SUN11024	SUN12024F
<b>MECHANICAL DATA</b>					
speed	cm/s	26*	25*	20*	40*
torque	Nm	18	26	38	23
cycles/hour **		40	40	50	40
<b>ELECTRICAL DATA</b>					
control board		14A	14A	14A	14AF 
automation power supply	Vac	230	230	230	230
frequency	Hz	50/60	50/60	50/60	50/60
motor power supply	Vdc	24	24	24	24
consumption	A	1,2	1,5	1,8	1,3
absorbed power	W	250	345	360	300
integrated lights		yes	yes	yes	yes
<b>GENERIC DATA</b>					
protection degree	IP	44	44	44	44
dimensions (L - D - H)	mm	330 - 210 - 300			
weight	kg	13	13,8	14,5	13,5
working temperature	°C	-20 + 55	-20 + 55	-20 + 55	-20 + 55
gate maximum weight	kg	500	700	1100	500








\*The value varies based on the weight of the gate. For co-ownership use, we recommend using 800 kg models.

\*\* The cycles now indicated are with a standard leaf of 2 m length and weight of 200 kg at an ambient temperature of 20°C.

## DIMENSIONS



## ACCESSORIES

				
<b>RN800 *</b> M4 nylon rack L=1000 mm for gates up to 800 kg	<b>CREM-8 **</b> M4 zinc coated rack 30x8 mm L=1000 mm	<b>CREM-12 **</b> M4 zinc coated rack 30x12 mm L=1000 mm	<b>KBP</b> Kit of 1.3 Ah lead battery and battery charger	<b>550CABL045A00 ***</b> Special cable for Eclipse flash light RG174 50 Ohm + 4 x 0,50 mm <sup>2</sup> (100m)
€/m	€/m	€/m	PC 1	PC 1
				
<b>KCS</b> Unlock kit with key	<b>TWIN</b> Interface for master/slave function (SUN5024F, SUN7024 and SUN11024)	<b>DYL</b> Programming module Cable length 120 cm (only 14A board)	<b>KUBEPRO</b> Wireless programming module	<b>KUBE</b> Wireless controlling module for end user
PC 1	PC 1	PC 1	PC 1	PC 1

\* pack of 10 pcs

\*\* pack of 4 pcs

\*\*\* it is not recommended to use a connection longer than 4 m to avoid sensible loss of reach